

### Dual Advising

WSU strongly suggests that potential transfer students involve their WSU advisor in program planning. Sign up for dual advising here:

[www.wichita.edu/dualadvising](http://www.wichita.edu/dualadvising)

### WSU Admission Requirements

If you are a transfer student with 24 credit hours or more, you must:

Have a minimum 2.00 cumulative GPA (on a 4.00 scale) on all previous college work.


If you are a transfer student with fewer than 24 credit hours, you must:


Have a minimum 2.00 cumulative GPA (on a 4.00 scale) on all previous college work and meet the freshman requirements. Some academic colleges at WSU have an additional higher transfer GPA requirement for admission. Visit


<https://www.wichita.edu/admissions/undergraduate/qa.php>

### WSU Transfer Credit Acceptance

It is the policy of WSU to accept all credits with the exception of remedial coursework earned at a post-secondary institution accredited by one of the U.S. regional accrediting agencies. Each academic college or department within WSU determines how those credits apply toward a particular degree program. Sometimes there can be a significant difference between what transfer







• (except APEN, CB, CS, IE)

• (except CB)

• (except APEN-SE concentration, CB)

• APEN-EM concentration - Choose one:  
• CHEM 0111 or NASC 0246

•

•

•

•

•

•

•

•

• (EM only)

•

•

• only)

•

•

•

•

•

•

•

•

•

•

•

•

•

•

•

•

•

•

•

•

•

•

•

•

•

•

•

•

•

•

•

(PA & SE